

Scaled data based on original data using
LM-79-08 Approved Method: Electrical and Photometric Measurements of Solid-
State Lighting Products

Test Report Prepared for
Cooper Lighting Solutions
(formerly Eaton)

Brand: McGRAW-EDISON

Report Number: P940283

Luminaire Tested: **GALN-SB3B-740-U-T1**

Issue Date: 1/21/2025

Test Information

Test Method: LM-79-08
Report Number: P940283
TEST IS SCALED FROM IESNA LM-79-08 TEST DATA (G2-2405-108-2)
Test Lab: INNOVATION CENTER
Issue Date: 1/21/2025
Manufacturer: COOPER LIGHTING SOLUTIONS (FORMERLY EATON)
Product Line: MCGRAW-EDISON
Catalog Number: GALN-SB3B-740-U-T1
Description: GALLEON AREA AND ROADWAY HIGH DENSITY LED LUMINAIRE
(3) 70 CRI, 4000K, 450mA LIGHTSQUARES WITH 26 LEDS EACH AND TYPE I OPTICS
Light Source: -
Ballast/Driver: -

Summary

Lumens per Lamp: N/A
Luminaire Lumens: 17683 lumens
Efficiency: N/A
Efficacy: 161.9 lumens/watt
Luminous Opening: Rectangular (W 1' x L: 1' x H: 0')
IES Classification: Type I - Short
BUG Rating: B4 - U0 - G4

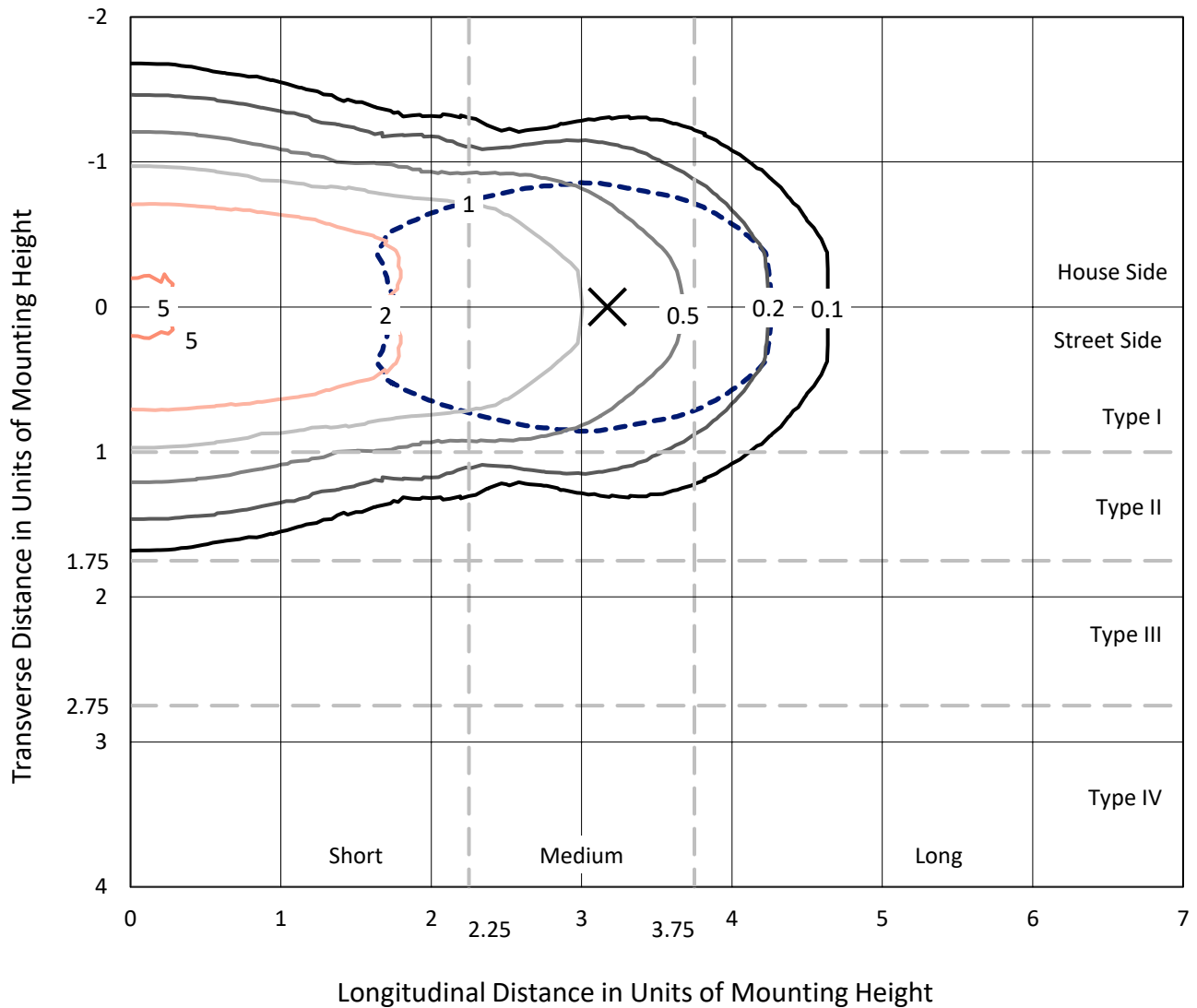
Input Watts (W): 109.2
Input Voltage (V): NR
Input Current (Ain): NR
Voltage Rise (V): NR
Power Factor: NR
Total Harmonic Distortion (THDi): NR
Frequency (hertz): 60
Stabilization Time: NR
Operation Time: NR
Ambient Temperature (°C): NR
Test Distance: 24 FT



REPORT NUMBER: P940283
 CATALOG NUMBER: GALN-SB3B-740-U-T1

Iso-Footcandle Lines of Horizontal Illumination

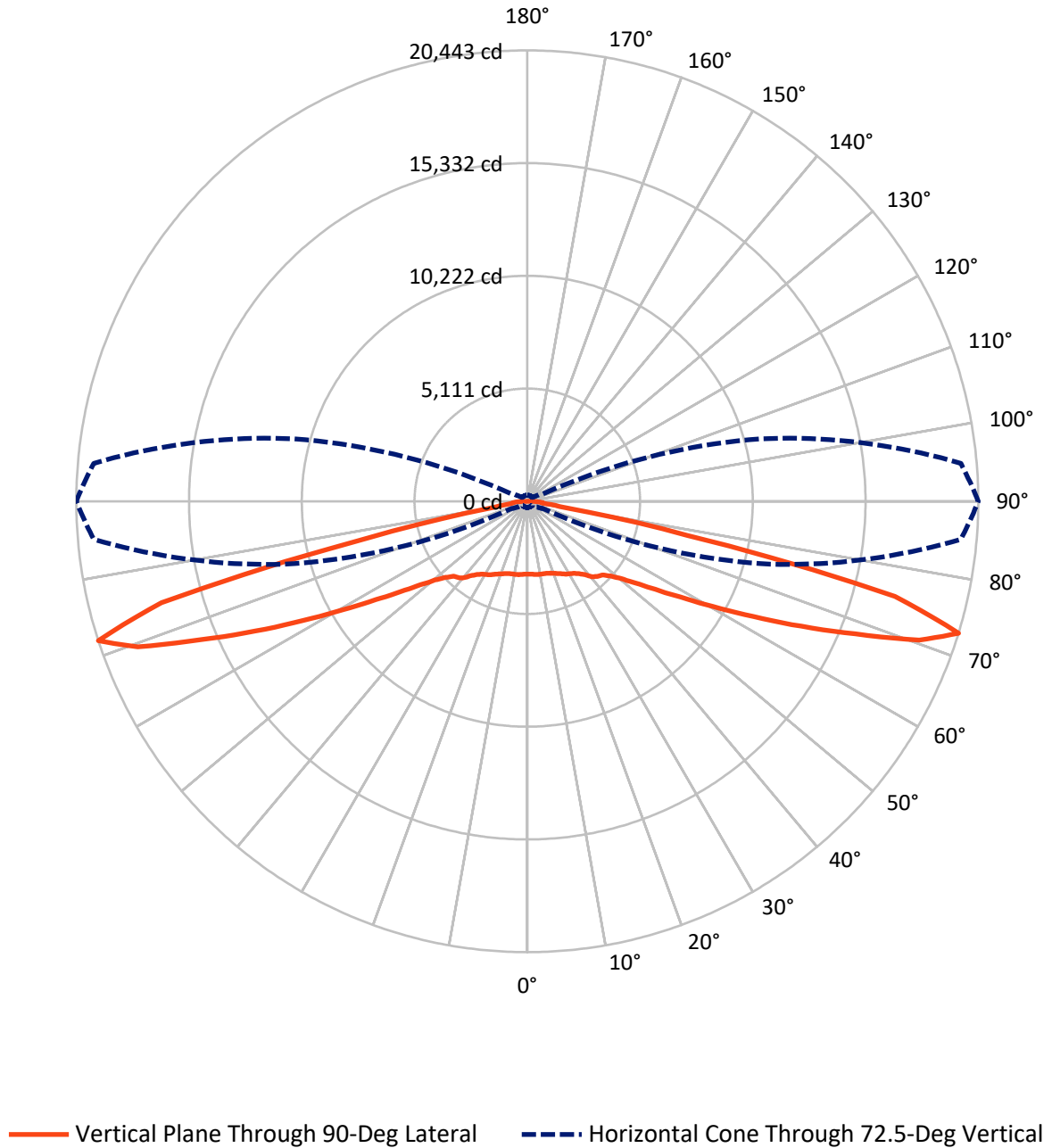
✕ Max cd
 - - - 1/2 Max cd



Based on 25 foot mounting height. Maximum calculated value = 5.3 fc
 Type I - Short - N/A

REPORT NUMBER: P940283
CATALOG NUMBER: GALN-SB3B-740-U-T1

Luminous Intensity Polar Plot



REPORT NUMBER: P940283

CATALOG NUMBER: GALN-SB3B-740-U-T1

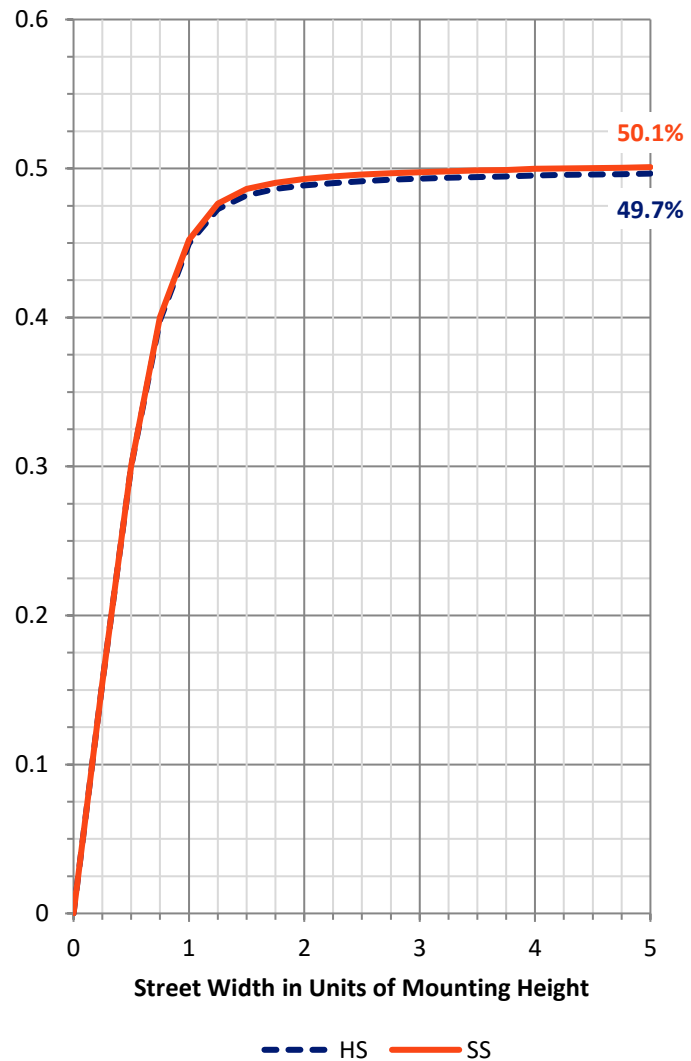
FLUX DISTRIBUTION:

		Downward	Upward	Total
House Side	Lumens	8841.5	0.0	8841.5
	% Fixture	50.0	0.0	50.0
Street Side	Lumens	8841.5	0.0	8841.5
	% Fixture	50.0	0.0	50.0
Total	Lumens	17683.0	0.0	17683.0
	% Fixture	100.0	0.0	100.0

ZONAL LUMENS:

Zone	Lumens	% Fixture
0°-10°	320.4	1.8
10°-20°	979.6	5.5
20°-30°	1633.4	9.2
30°-40°	2246.5	12.7
40°-50°	2743.5	15.5
50°-60°	3173.2	17.9
60°-70°	3783.5	21.4
70°-80°	2640.7	14.9
80°-90°	162.2	0.9
90°-100°	0.0	0.0
100°-110°	0.0	0.0
110°-120°	0.0	0.0
120°-130°	0.0	0.0
130°-140°	0.0	0.0
140°-150°	0.0	0.0
150°-160°	0.0	0.0
160°-170°	0.0	0.0
170°-180°	0.0	0.0
0°-90°	17683.0	100.0
0°-180°	17683.0	100.0

Coefficient of Utilization



REPORT NUMBER: P940283

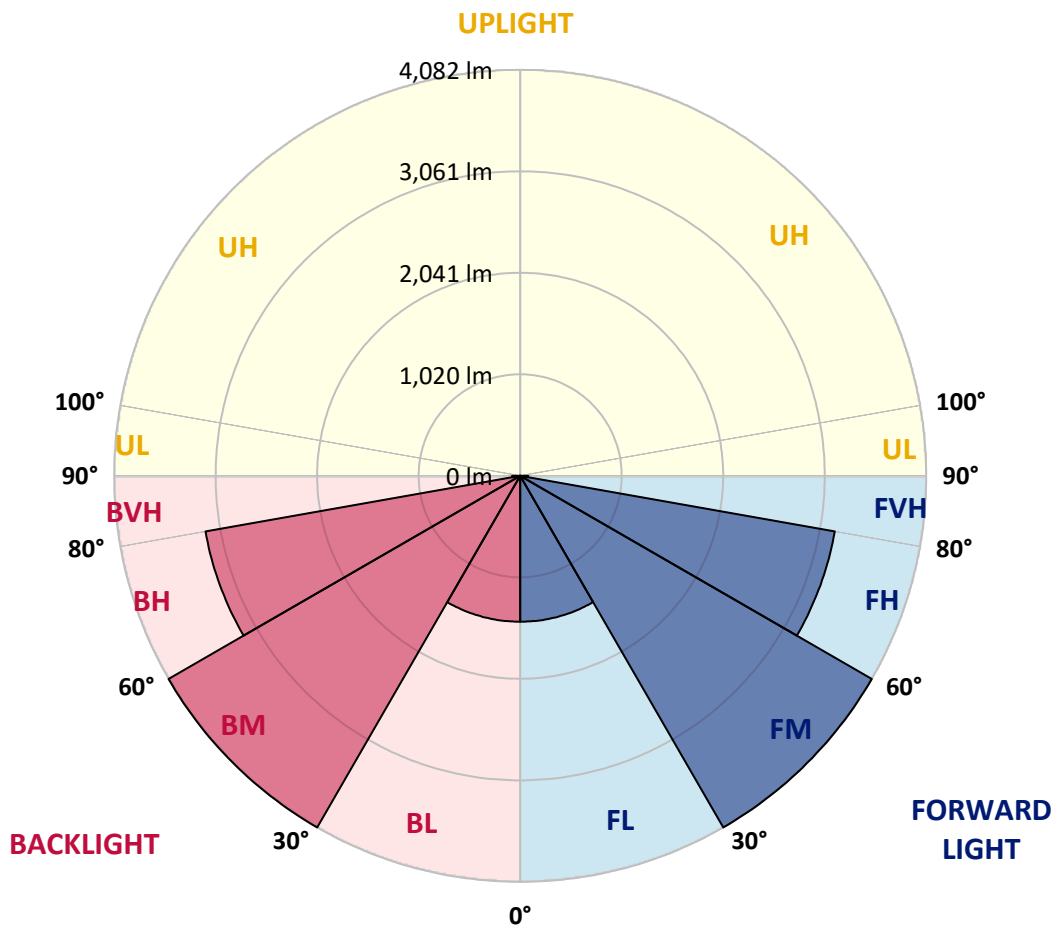
CATALOG NUMBER: GALN-SB3B-740-U-T1

LUMINAIRE CLASSIFICATION SYSTEM LUMEN TABLE AND BUG RATING:

Zone	Lumens	% Fixture	Zone Rating/Lumen Limit		
			B	U	G
FL (0°-30°)	1466.7	8.3			
FM (30°-60°)	4081.6	23.1			
FH (60°-80°)	3212.1	18.2			G2/5000
FVH (80°-90°)	81.1	0.5			G1/100
BL (0°-30°)	1466.7	8.3	B3/2500		
BM (30°-60°)	4081.6	23.1	B3/5000		
BH (60°-80°)	3212.1	18.2	B4/5000		G4/5000
BVH (80°-90°)	81.1	0.5			G1/100
UL (90°-100°)	0.0	0.0		U0/0	
UH (100°-180°)	0.0	0.0		U0/0	

BUG Rating: B4-U0-G4

Type I Short



REPORT NUMBER: P940283

CATALOG NUMBER: GALN-SB3B-740-U-T1

CANDELA DISTRIBUTION (FULL):

	0°	5°	15°	25°	35°	45°	55°	65°	75°	85°
0°	3304.3	3304.3	3304.3	3304.3	3304.3	3304.3	3304.3	3304.3	3304.3	3304.3
2.5°	3307.1	3310.8	3310.8	3308.0	3314.6	3309.0	3309.0	3306.1	3309.0	3306.1
5°	3324.0	3328.7	3330.6	3329.6	3338.1	3333.4	3333.4	3329.6	3330.6	3327.7
7.5°	3355.9	3362.5	3366.3	3371.0	3383.2	3377.6	3373.8	3362.5	3357.8	3350.3
10°	3366.3	3373.8	3386.0	3410.4	3438.6	3439.6	3428.3	3400.1	3378.5	3361.6
12.5°	3334.3	3344.7	3370.0	3419.8	3482.8	3508.2	3490.3	3443.3	3401.1	3371.0
15°	3293.9	3305.2	3343.7	3418.9	3511.9	3571.2	3569.3	3507.2	3439.6	3392.6
17.5°	3231.0	3242.2	3297.7	3402.9	3534.5	3632.2	3658.6	3594.6	3499.7	3436.8
20°	3117.2	3127.6	3204.6	3352.2	3542.0	3697.1	3765.7	3709.3	3590.9	3505.4
22.5°	2969.7	2985.7	3075.9	3264.8	3524.2	3764.7	3887.9	3849.3	3697.1	3578.7
25°	2811.8	2828.7	2934.0	3157.7	3478.1	3813.6	4032.6	4008.1	3817.4	3669.8
27.5°	2675.5	2693.4	2808.1	3051.5	3406.7	3832.4	4175.4	4187.6	3963.0	3770.4
30°	2568.4	2585.3	2707.5	2965.9	3314.6	3813.6	4300.4	4385.0	4111.5	3857.8
32.5°	2450.9	2472.6	2601.3	2861.6	3205.6	3768.5	4409.4	4598.3	4283.5	3951.8
35°	2302.5	2322.2	2457.5	2718.8	3062.7	3696.1	4500.6	4835.2	4529.7	4094.6
37.5°	2122.0	2140.8	2275.2	2540.2	2920.8	3594.6	4570.1	5102.0	4822.9	4300.4
40°	1940.6	1958.5	2084.4	2341.0	2750.7	3465.0	4594.6	5363.3	5159.4	4583.3
42.5°	1774.3	1790.3	1905.9	2144.6	2560.0	3299.6	4562.6	5590.7	5461.0	4780.6
45°	1621.1	1635.2	1737.6	1960.4	2361.7	3098.4	4466.8	5835.1	5820.0	4921.6
47.5°	1446.3	1460.4	1566.6	1781.8	2163.4	2862.6	4304.2	6075.7	6319.1	5241.1
50°	1233.0	1245.2	1354.2	1576.0	1957.6	2611.6	4078.6	6264.6	6948.7	5725.1
52.5°	980.2	993.3	1099.5	1321.3	1713.2	2341.9	3781.7	6387.7	7676.1	6431.8
55°	729.3	738.7	830.8	1030.0	1410.6	2034.6	3409.5	6422.4	8501.2	7397.9
57.5°	529.1	534.7	593.9	742.4	1069.5	1650.2	2957.5	6332.2	9483.3	8636.5
60°	428.5	430.4	448.3	514.1	743.4	1216.1	2411.5	6022.1	10549.0	10233.2
62.5°	389.1	389.1	393.8	411.6	502.8	802.6	1750.8	5379.3	11691.8	12250.9
65°	361.8	361.8	363.7	372.2	396.6	511.2	1105.2	4332.4	12655.0	14614.5
67.5°	337.4	338.3	337.4	340.2	354.3	377.8	640.9	2992.2	13173.8	17063.5
70°	312.0	313.9	309.2	309.2	320.5	321.4	401.3	1640.9	12743.4	19116.0
72.5°	281.9	284.8	277.2	275.4	283.8	280.1	301.7	787.5	10940.9	19728.7
75°	255.6	259.4	242.5	237.8	237.8	234.9	245.3	404.1	7101.0	16093.7
77.5°	232.1	239.6	212.4	197.4	193.6	185.1	200.2	247.2	3106.0	7555.8
80°	191.7	202.1	174.8	156.9	150.4	141.0	157.9	172.9	923.8	1754.6
82.5°	142.8	147.5	124.1	111.8	106.2	99.6	118.4	120.3	300.7	621.2
85°	91.2	93.0	76.1	65.8	63.0	60.1	75.2	65.8	114.7	456.7
87.5°	32.0	36.7	29.1	26.3	28.2	23.5	34.8	19.7	32.0	322.3
90°	0.0	0.0	0.0	0.0	0.0	0.0	0.0	0.0	0.0	0.0

(END C

90°

3304.3
3306.1
3327.7
3350.3
3358.8
3366.3
3385.1
3426.4
3489.4
3557.1
3639.8
3738.4
3811.7
3893.5
4029.8
4214.0
4491.2
4662.2
4761.8
5056.9
5493.9
6147.1
7041.7
8188.3
9668.4
11494.4
13657.8
16030.7
18844.4
20443.0
17213.9
7398.9
1680.3
702.0
663.5
399.4
0.0

OF REPORT)